

REFERENCE GUIDE

Side
1

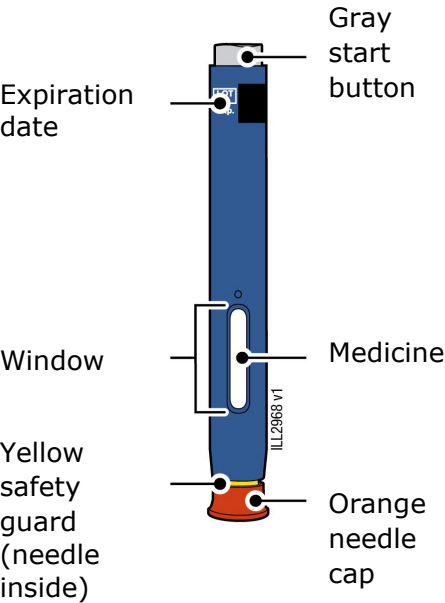
Reference Guide
Aimovig® [AIM-oh-vig]
(erenumab-aooe)
injection, for subcutaneous use
140 mg/mL

Read instructions for Use
in carton before injecting

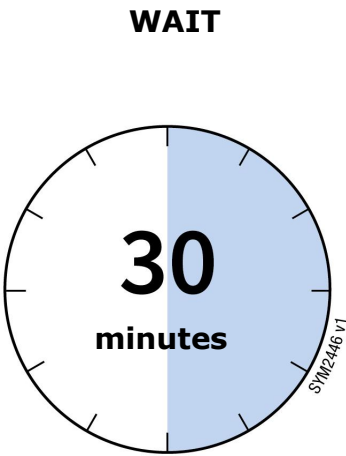
Questions?
Call 1-800-77-AMGEN
(1-800-772-6436)



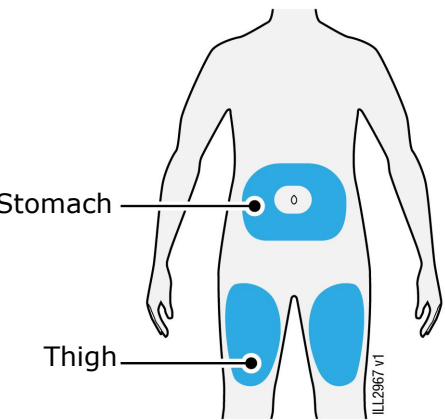
1. Guide to parts



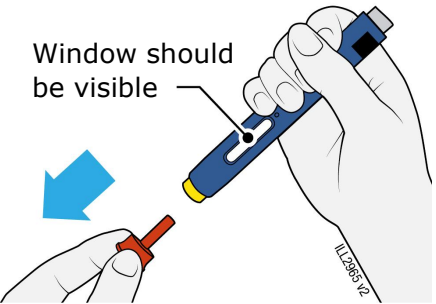
2. Wait 30 minutes for the autoinjector to reach room temperature before giving your injection.



3. Prepare and clean your injection site.



4. Pull the orange cap straight off when you are ready to inject within 5 minutes – the medicine can dry out.



Turn over to continue

Side 2

Reference Guide


Aimovig® [AIM-oh-vig]
(erenumab-aooe)
injection, for subcutaneous use
140 mg/mL

AMGEN

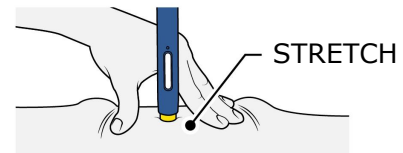
Manufactured by:

Amgen, Inc.
Thousand Oaks, CA 91320
© 2020-2022, 2024 – 2025 Amgen Inc.
All rights reserved.
<part number> Revised: 6/2025 v5

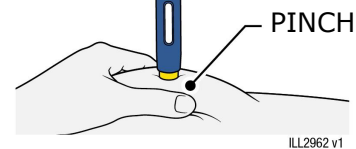
Read other side first

 This printed material
is recyclable.

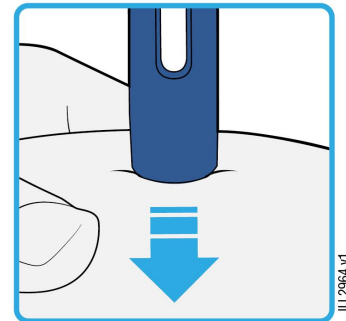
- 5. Stretch or pinch the skin to create a firm surface at the injection site until the injection is finished.**



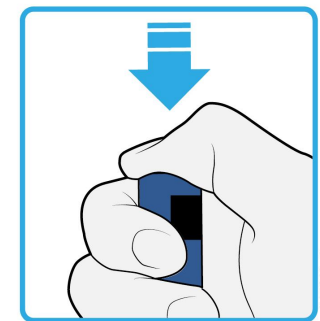
OR



- 6. PUSH and HOLD down against the skin. Do not lift.**



- 7. PRESS gray start button**



- 8. Keep pushing down for up to 15 seconds.**

Wait for the window to turn fully yellow, then your injection is done.

